


TC-93076A Dual Polarized Vivaldi Antenna

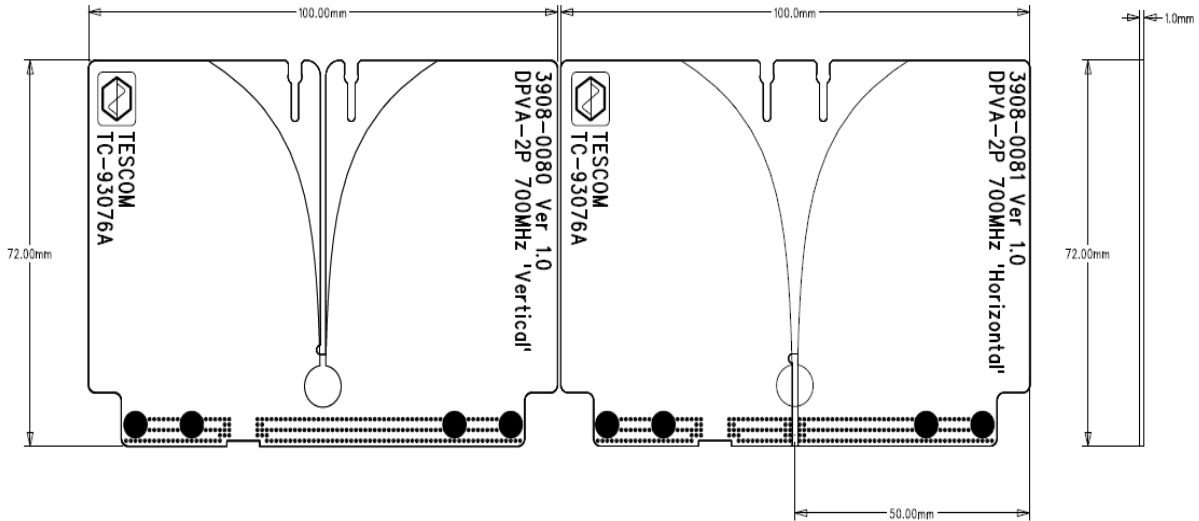


Specifications

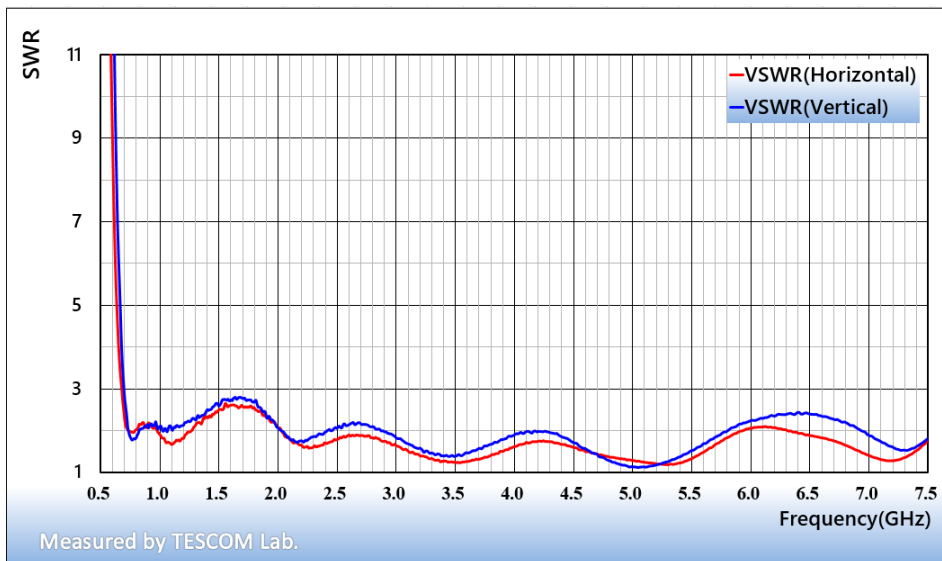
Frequency Range	0.7 GHz ~ 7.5 GHz
RF Connector	SMA(f)
Dimension	100(W) x 72(D) x 1(H) mm (for Each)
Terminal	50 ohm
VSWR	< 3.2 @ 0.7 GHz ~ 7.5 GHz
Antenna Type	DPVA (Dual Polarized Vivaldi Antenna)

Dimensions

- 100(W) x 72(D) x 1(H) mm (for Each) [Unit : mm]



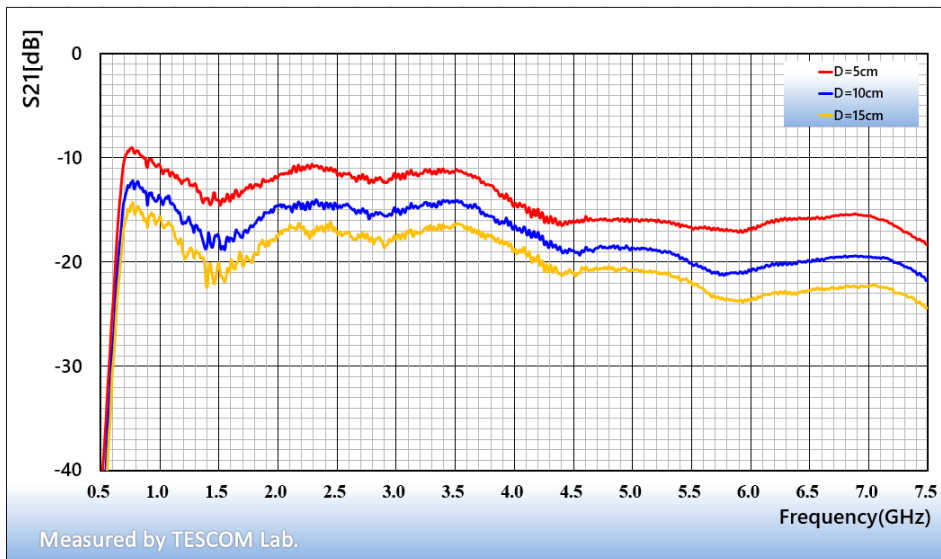
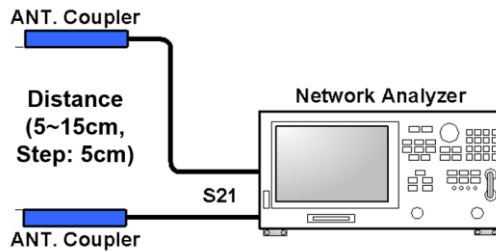
VSWR Data



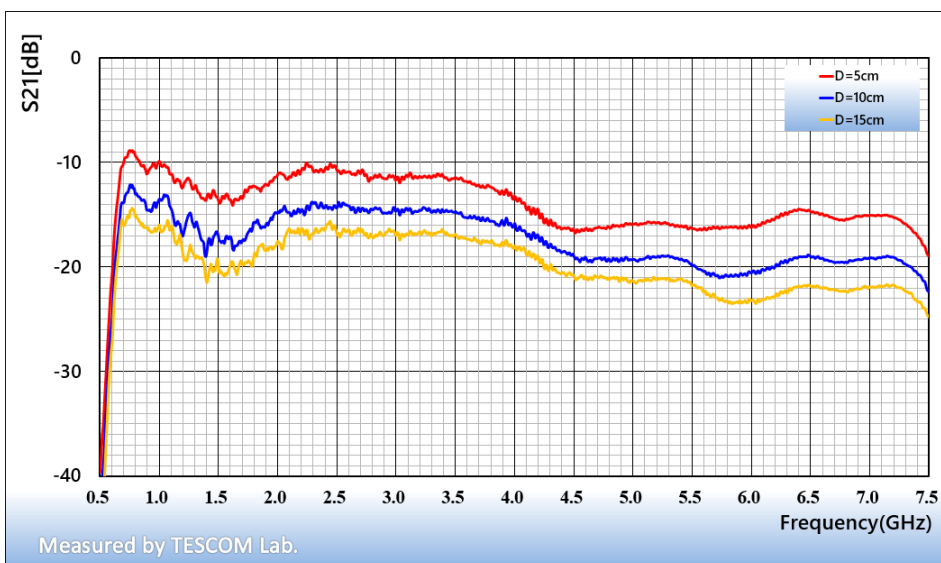
Graph1. TC-93076A VSWR

TC-93076A Path Loss

- Measuring Path loss(S21) with the Network analyzer between 2 units of TC-93076A (Distance: 5 ~ 15 cm)
- 1 unit of TC-93076A for Reference, 1 unit of TC-93076A for Inspection.



Graph2. TC-93076A Path-Loss(Horizontal)



Graph3. TC-93076A Path-Loss(Vertical)

Ordering Information

Order Number	Description
TC-93076A	DPV Antenna RF cables are sold Separately

SPECIFICATIONS SUBJECT TO CHANGE WITHOUT PRIOR NOTICE